





# MAGIC ISLANDS

Worksheets

School time 'Fuzzy-Pickles!  
Wiggly- Jiggly! Itty-Bitty-  
Magic-Bits!' Here you will find  
my resource page with links  
to sample chapters, reviews  
and news, competitions and  
giveaways, Magic Islands  
worksheets and puzzles. On  
these pages you may find.....  
drawings/ art work, or  
crafting ideas from  
readers. You may find short  
stories from readers.

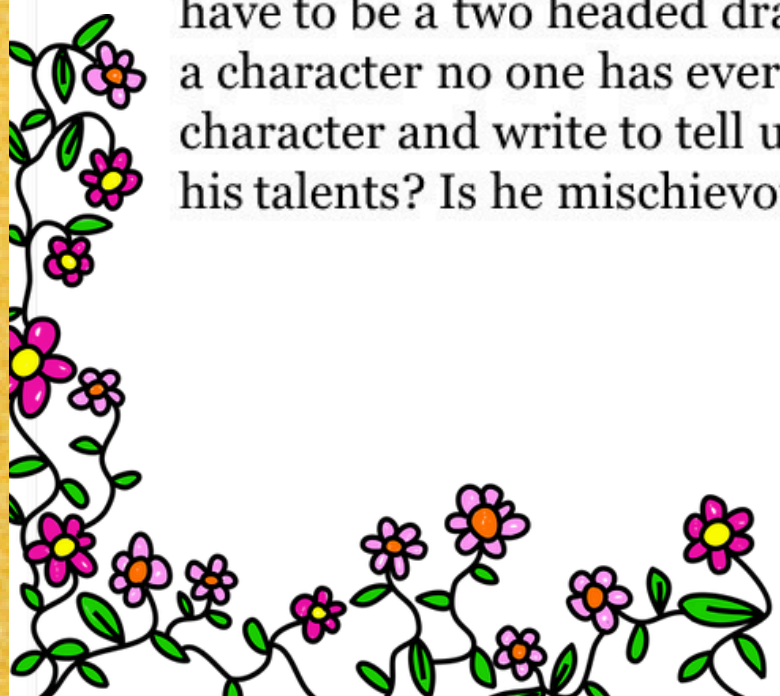






Magic Islands. Worksheet. Strange character.

1. You meet a very unusual character in your garden. It doesn't have to be a two headed dragon. But it can be. Or... it can be a character no one has ever met before. Describe this character and write to tell us what he looks like? What are his talents? Is he mischievous?





Magic Islands. Worksheet. Castle Doors.

Knock at the old castle doors. What adventures do you find inside?  
Write your story or draw your pictures.

Here are some words to help you;

Dark Spooky Haunted Tunnels Dungeons Tower Shadows Dim Cold  
Stone Amazing Steep Hidden Passages Openings





## Magic Islands Worksheet. Pirates.

1. Imagine you have just captured a pirate ship. You now have to control the ship through a storm. Tell us your story? What was the storm like? What cargo was on board?
2. Imagine you are a pirate on board this ship and the ship becomes wrecked in the storm. You survive, and are washed ashore to a new strange island somewhere in the world. Describe your experiences?
3. You have landed safely in a strange land following a shipwreck, and have lost everything apart from the clothes you wear. You need to set up a camp for yourself and survive. Describe how you will do this? Tell us of any adventures you may have? How do you escape the strange island?

Words you may use for 3;

Bow Stern Deck Rigging Below Top Deck Starboard Compass Port Sails Mast  
Wheel Lanterns Helmsman Planks Bunks



## Magic Islands.

## Worksheet.

You meet a real Purple Wizard on your day out to a castle.

He tells you about his secret plan to get rich by means of his wicked spell.


Do you tell the police about him?

Do you try and persuade him not to perform his magic, and stop him?

Or do you smile at him, and watch whilst he performs his magical plan from far away?

Write about your conversation with him, his adventures, and how you reacted to his mischief.





## Magic Islands Worksheet 'Book of Spells.'

'You can find magic  
Wherever you look  
Sit back and relax  
All you need is a book.'

Dr Seuss.

1. Write your own 'Book of Spells.' Class project. Encourage a creative writing session, whereby children can compose simple spells or poems. Compile into a class 'Book of Spells.'



## Magic Islands. Worksheet.

### The Wish

1. Stefan and Megan made a wish on a Conch Shell. If you made a wish what would you wish for? List your wishes. Choose only one, and write a magical story about your wish.
2. You find a treasure chest in a cave. List the treasures. Write a story to tell us what happened when you took the treasure home.
3. Make a list of all the plastic items in your home, class or school. Tell us why you need to recycle plastic waste.



**“Mmmmm! Look at this dreadful menu those witches have given to us today. *We can’t eat this food.*”**

And Izzy read the menu out loud...

**One cup of Brainy, murky-dirty drain-water**

**Two cups of sweet and sour pimples**

**One handful of Nettle stings**

**One skull of curdled Whale Oil**

**A cordial of toad’s spit.”**

The Purple Wizards gasped.

**Main meal**

**May Apples, rotted, with spines of Hawthorn spikes, and plops of bats pats on Ant-Nest Cakes.”**

**Dessert**

**Jellied Sheep’s Tails**

**Weepy eyeballs**

**Snake and wasp sting bites.”**


“Yuk!”

### **Activity**

**Have fun writing a witch’s menu.**

**Make it yucky... but full of good and descriptive words.**

**Use a dictionary to help you.**





Izzy's huge breaths had blown a dangerous, sharp, stinging sandstorm and the poor elves had been whisked in a tumble towards the Land of Rocks.

The Magic Islands had started to tilt over sideways.

Stefan and Megan, having sneaked out of the Lucillus Palace, had been swept off their feet and were being thrown towards a large cave at the Land of Rocks.

By the time the sandstorm calmed and the winds stopped blowing, the children found themselves inside the entrance of the cave.

1. When Stefan and Megan reached the caves, who did they see?
2. In your own words describe the character of Gorad Largold?



Extract.

Stefan stared again at the peculiar tiny door tucked into the corner of the bedroom.

He tried turning the door handle.

It opened easily.

Stefan hesitated. He stood for a while before moving into the darkness of the tunnel ahead. He was alone at first. Soon he heard Megan's footsteps behind him as she quickly followed him.

Then he heard her call out.

"No, Stefan. Stop! Don't go down the long dark tunnel. We may come face to face with the ....."

Stefan crept forward.

Megan was right next to him now and was gripping his jacket.

"Stefan, I don't like these dark eerie tunnels and what's the horrid smell?"

"It smells like... a ....."

Stefan held his hand over his nose.

"The last time I smelt anything this bad was when Trevor let off.....  
in class."

---

Read the extract:

Where were the children, Stefan and Megan, in this extract?

The caves.

The palace.

The castle.

1. Select one building. Name and describe it.
2. Why were the children in the tunnel? What were they looking for?
3. Read the last sentence. Who did Megan fear they would meet in the darkness of the tunnel?
4. Who did they meet in the tunnel?
5. Fill in the missing words in the extract.

**Extract:**

“It’s like an Equatorial Rain Forest of the Amazonian Everglades in Nester’s magic room,” Stefan explained.

Boggy.

Tall trees.

Giant butterflies.

Soggy.

Moths.

Flying bug.

Giant ants.

Torrents.

Sinking.

Risky.

Gasping.

Sloshing.

Using the lists of words to help you, write about Nester’s Magic Rain Forest Room.





My character is..... Book Title.....

Character description

Actions taken by the character

Characters strengths/ Weaknesses

What is your opinion of the character?

My character is..... Book Title.....

What is your character's defining characteristic and why do we know this?

If the character was different, would the story have been different?

If you were writing a story character what words would define your pretend character?

Funny, hopeful, lonely, chatty, angry, bitter, formal, friendly, gentle, honest, dignified, energetic, fiery, serious, joke-y, forceful, daydreamer, enthusiast, non-sporty, practical, quirky, gossipy.

Select 6 words from the list and write a short introduction paragraph to begin your story, telling of the type of character you have chosen and how these characteristics will bring your character to life in your story.



There were tables lining the streets, covered over with silver cloths, and piled high with sandwiches and drinks.

“There’s going to be a street party...”

Imagine this street party. If you could lay the tables and pile them high with lovely foods, what would you put on the tables?

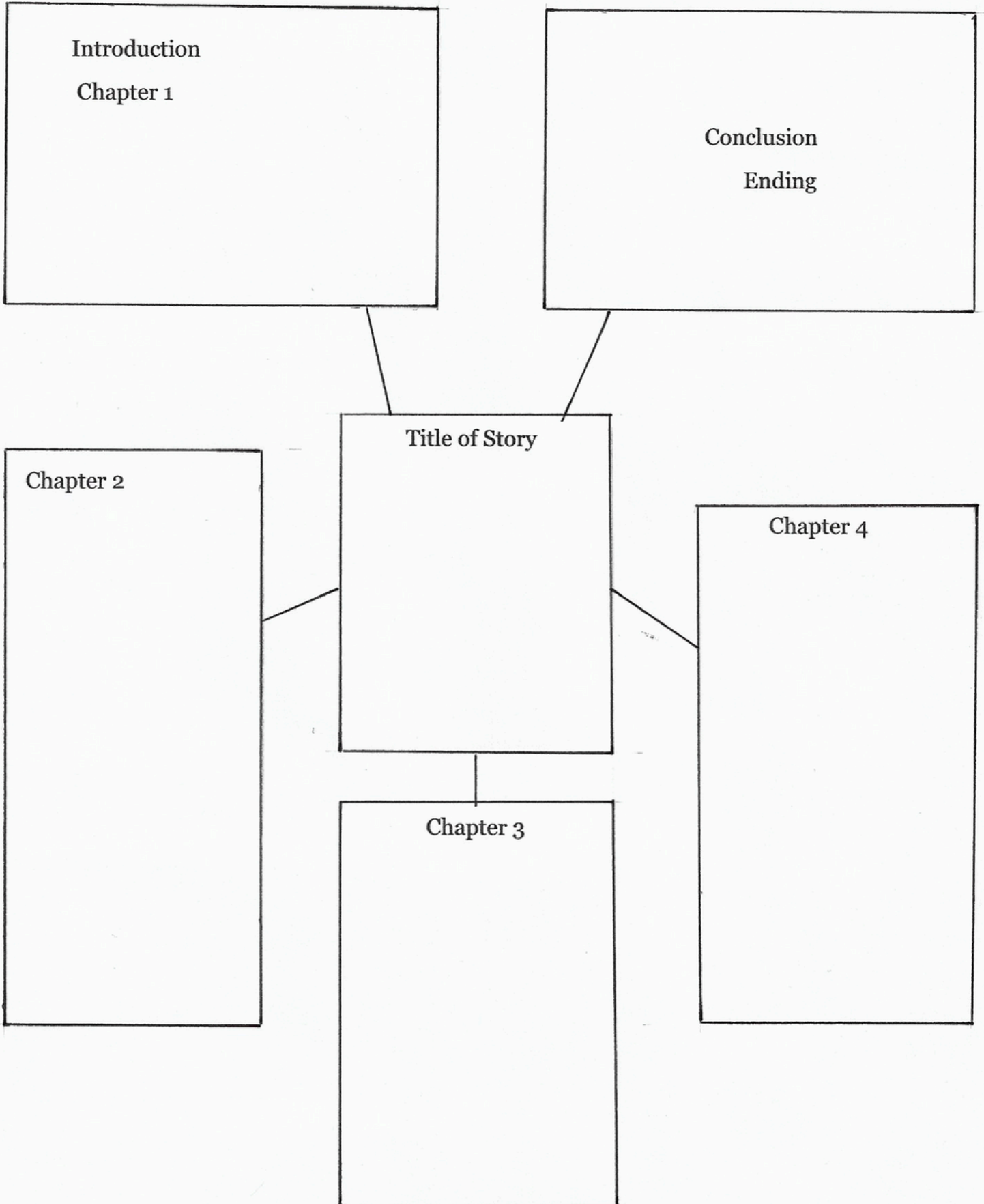
I would put every type of chocolate, every type of toffee apple, every type of ice-cream, cakes and jellies.

What foods would you like to pile on the tables? List them.

Write their names down. You will need lots and lots, so you can pile the tables as high as possible.

A large empty rectangular box with a black border, intended for students to write their lists of foods.


Story Planner Page





## Writing a good story

1.  
Plan your story carefully.
2.  
Choose characters wisely
3.  
Set up problems for your characters to face
4.  
How will your character/s solve their problems?
5.  
Bring excitement into your story



## More about Story Ideas

Pretend you have met two very different characters in a mystical land. Name and tell us who these characters are. What do they look like? What are their feelings? Are they both friendly or argumentative? Are they kind or selfish? Are they chatty or hostile?

Now give each of your characters a problem to solve. How is each character going to deal with his/her problem?

Do they solve their problems?

## Story Writing

Choose a genre from the list;

Action Thriller

Comedy

A Story for Children

A Fairy Story

A Fantasy Story

A Ghost Story

A True Story



In your own words plot your story

How does your story begin?

One day.

Once upon a time.

A long time ago.

I remember.

It was a busy day.

It was night-time.

Other beginning

How does your story end?

1.

The middle part of your story is going to be about

1.

2.

3.

## Plan a story

Choose a genre. Choose a beginning. Plan to write for 3 chapters...moving your story line forwards is the middle part of your story. End with one chapter. Use your Story Planner Chart.



**Show. Don't Tell.**

You have chosen your character/s.

You have decided to describe their personalities and set them problems to resolve.

Now you will need to 'show don't tell.'

What does that mean?

You may have described your character as being angry, or happy, busy or even as a nuisance.

Now you will need to describe the anger to your reader, as in this example, "he yelled so loudly his face reddened and his fists thumped into his chest."

The angry character can now be seen dramatizing his anger...he is showing his anger and demonstrating it.

1.

Make your character happy and write one sentence to show how your character behaves when he is happy.

.....  
.....  
.....

2

Your character is busy. Put drama into his action and write how he shows his action.

.....  
.....  
.....

3.

Your character has become a nuisance. But how has he behaved? Describe and show your reader.

.....  
.....  
.....

